

Presentation to PortfolioConstruction Conference 2008

Measuring credit portfolio risk

Sarah Percy-Dove

Head of Credit Research

27 August 2008

We want what you want

Colonial
First State

Disclaimer

This presentation is given by a representative of Colonial First State Investments Limited AFS Licence 232468, ABN 98 002 348 352 (Colonial First State). Colonial First State Investments Limited ABN 98 002 348 352, AFS Licence 232468 (Colonial First State) is the issuer of interests in FirstChoice Personal Super, FirstChoice Wholesale Personal Super, FirstChoice Pension, FirstChoice Wholesale Pension and FirstChoice Employer Super from the Colonial First State FirstChoice Superannuation Trust ABN 26 458 298 557 and interests in the Rollover & Superannuation Fund and the Personal Pension Plan from the Colonial First State Rollover & Superannuation Fund ABN 88 854 638 840 and interests in the Colonial First State Pooled Superannuation Trust ABN 51 982 884 624.

The presenter does not receive specific payments or commissions for any advice given in this presentation. The presenter, other employees and directors of Colonial First State receive salaries, bonuses and other benefits from it. Colonial First State receives fees for investments in its products. For further detail please read our Financial Services Guide (FSG) available at colonialfirststate.com.au or by contacting our Investor Service Centre on 13 13 36.

The information is taken from sources which are believed to be accurate but Colonial First State accepts no liability of any kind to any person who relies on the information contained in the presentation.

This presentation is for adviser training purposes only and must not be made available to any client.

This presentation cannot be used or copied in whole or part without our express written consent.

© Colonial First State Investments Limited 2008.



Imagine...you run a supermarket

You buy stock, put it on the shelves and sell it.

- What controls do you put in place to manage the process?
- What operational risks would you identify?
- How would you manage them?



What losses do you expect?

- You expect a certain amount of wastage:
 - fruit goes off before sale
 - the butcher leaves too much meat on the cutting room floor
 - bread goes stale



- You expect some stock to disappear:
 - a little shoplifting
 - a little 'staff usage'
 - a little customer tasting



This is operational risk

How do you manage expected loss?

To control wastage:

- You introduce leading edge inventory control
- You monitor stock levels
- You climate control your fruit & vegetable section
- You train your butchers to cut to industry best standards

To control theft:

- You employ store detectives
- You check bags
- You train and educate your staff

This is operational risk management



But stuff happens

- Your freezers breakdown
- The power fails
- Industrial action stops the supply of fresh chickens
- Harris Farm opens a store next door

This is unexpected loss

You manage it by...

- Having backup freezers available
- Ensuring you can hire generators
- Stocking frozen chicken
- Offering loyalty programs or cut prices

This is risk management

Then something really bad happens...

- A truck crashes through the back of your store
- The resulting explosion and fireball totally destroys your stock and shop, but
- Fortunately it is at 2 am in the morning and no one is hurt!! (The truck driver escaped)

What risk is this?
(Apart from 'bad'?)



This is tail risk

- This is not a variation in the risk you normally see running a supermarket.
- This is an extreme event – what is known as a ‘tail event’
- While the probability of this extreme loss is very small, it’s effects would be catastrophic

Credit Portfolio Management

- When you lend money there is always the chance that the borrower will not repay you.
- So when managing a credit portfolio you expect a certain amount of loss (depending on the risk of the credit).
- Lower quality borrowers (<BB) default on their loans more than higher quality borrowers (>BBB).
- Comprehensive default data from the rating agencies allows us to accurately estimate expected loss

Managing expected loss

Credit investors try to minimise expected loss by:

- Implementing industry best credit monitoring systems
- Employing quality credit analysts
- Understanding the legal structure of the investments

In short, you use best practice processes to minimise your expected loss.

This is operational risk management

Unexpected loss

- While we expect defaults in credit, we don't expect 'exactly' 2.3453876 defaults per year
- Some years there are no defaults. In other years, there are many.
- This variability of losses, around the average expected loss, can be significant

This is unexpected loss

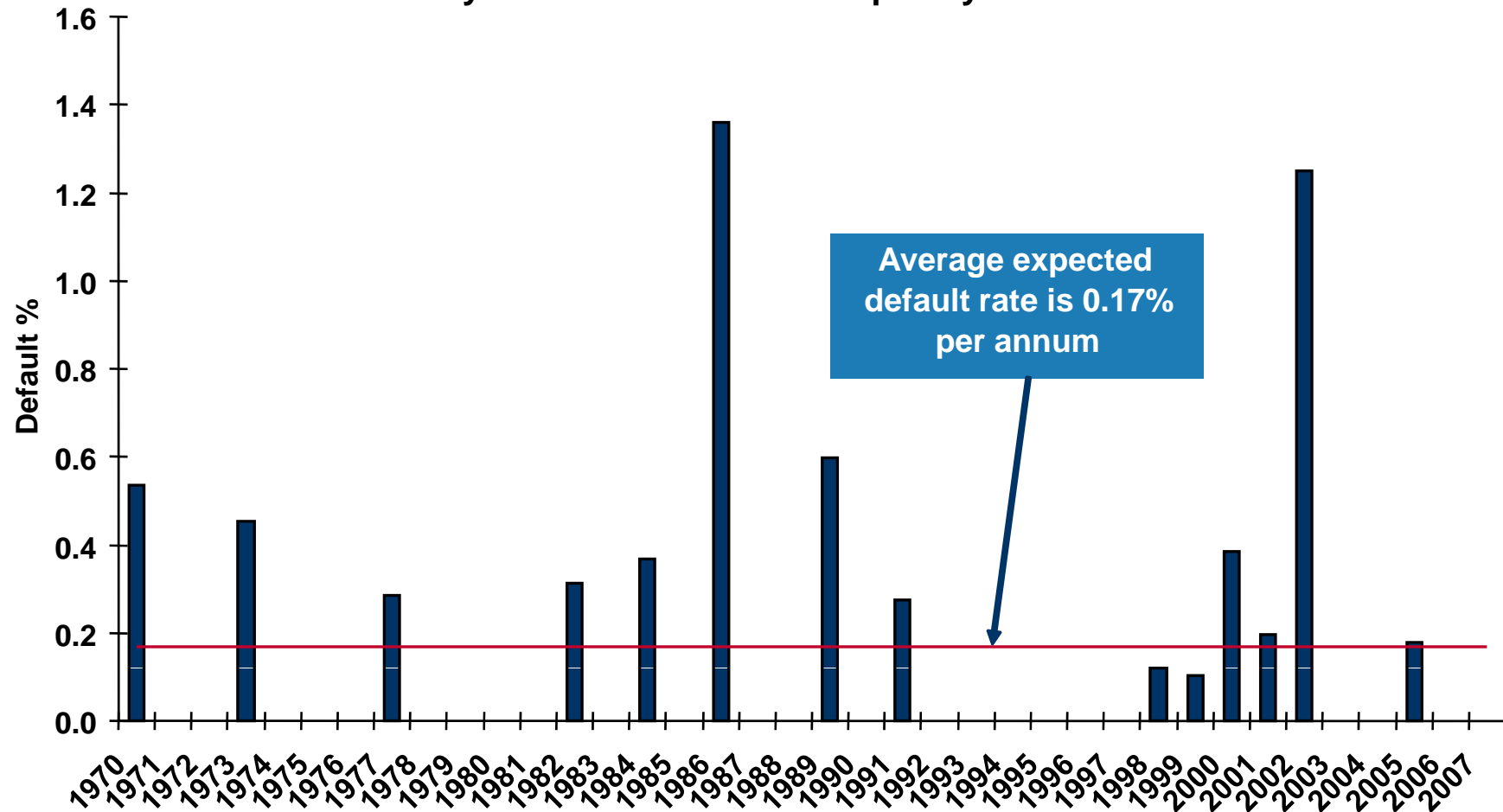
Managing unexpected loss

- Ensuring you have multiple exposures in your portfolio by:
 - Selling a wide range of vegetables (or credit exposures) across many industries, countries, issuers and asset types
 - Ensuring that your returns are not heavily reliant on any one asset (i.e. you don't want 50% of your income to come from spinach).

This is risk management of unexpected loss

You can have REALLY bad days in credit...

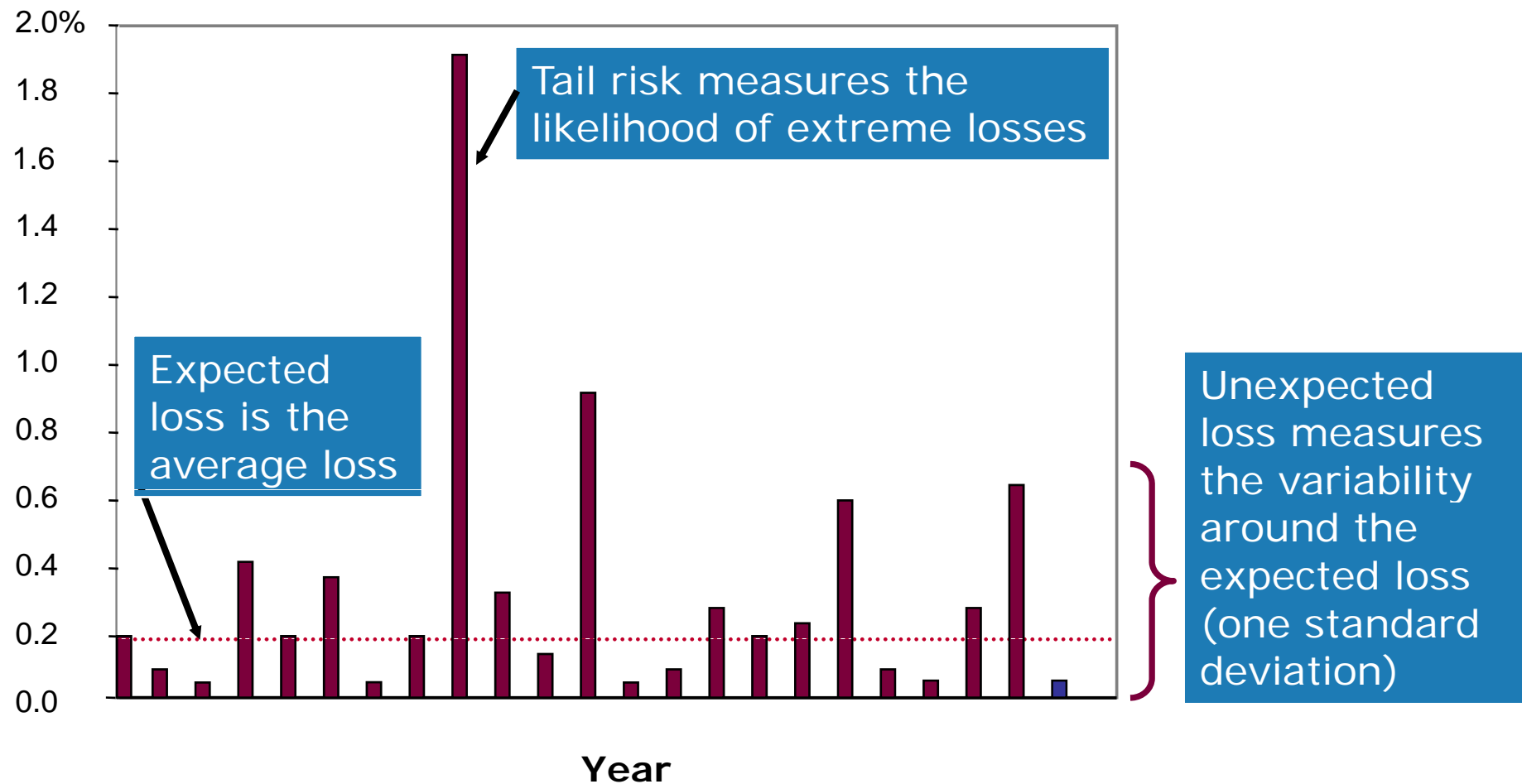
Moody's Baa-rated Default frequency 1970-2007



How do you manage those?

- Understand correlation risk so that defaults are not likely to cluster
 - Investing in four businesses in one shopping centre could pose greater risk than investing in four businesses in separate locations
- Other important factors are:
 - Diversifying across issuer, industry and country
 - Managing concentration risks so that no one issuer is a significant part of your portfolio
- It is imperative to measure your risks, know what is driving them, and minimise them wherever possible

Many ways of looking at credit loss



What do standard market measures tell us about credit risk?

- Average credit rating
- Credit duration
- Tracking error
- Value at risk

The answer: not much

Average credit rating

“My portfolio has an average credit rating of AA”

Q: What does this tell you about credit risk in the portfolio?

A: Nothing

- It tells you how much you expect to lose because of defaults over time.
- It does not tell you anything about your store: how many product lines you have, how many departments, what backup generators are there nor how much insurance you have.

Credit duration

“My portfolio has a credit duration of 3.2 years”

Q: What does this tell you about credit risk in the portfolio?

A: Nothing

- It tells you how much you expect to lose if your average spread widens by one basis point (or your average inventory hold period extends by a day)
- It assumes your losses will increase by the same amount (tomatoes and toilet paper)

Tracking error

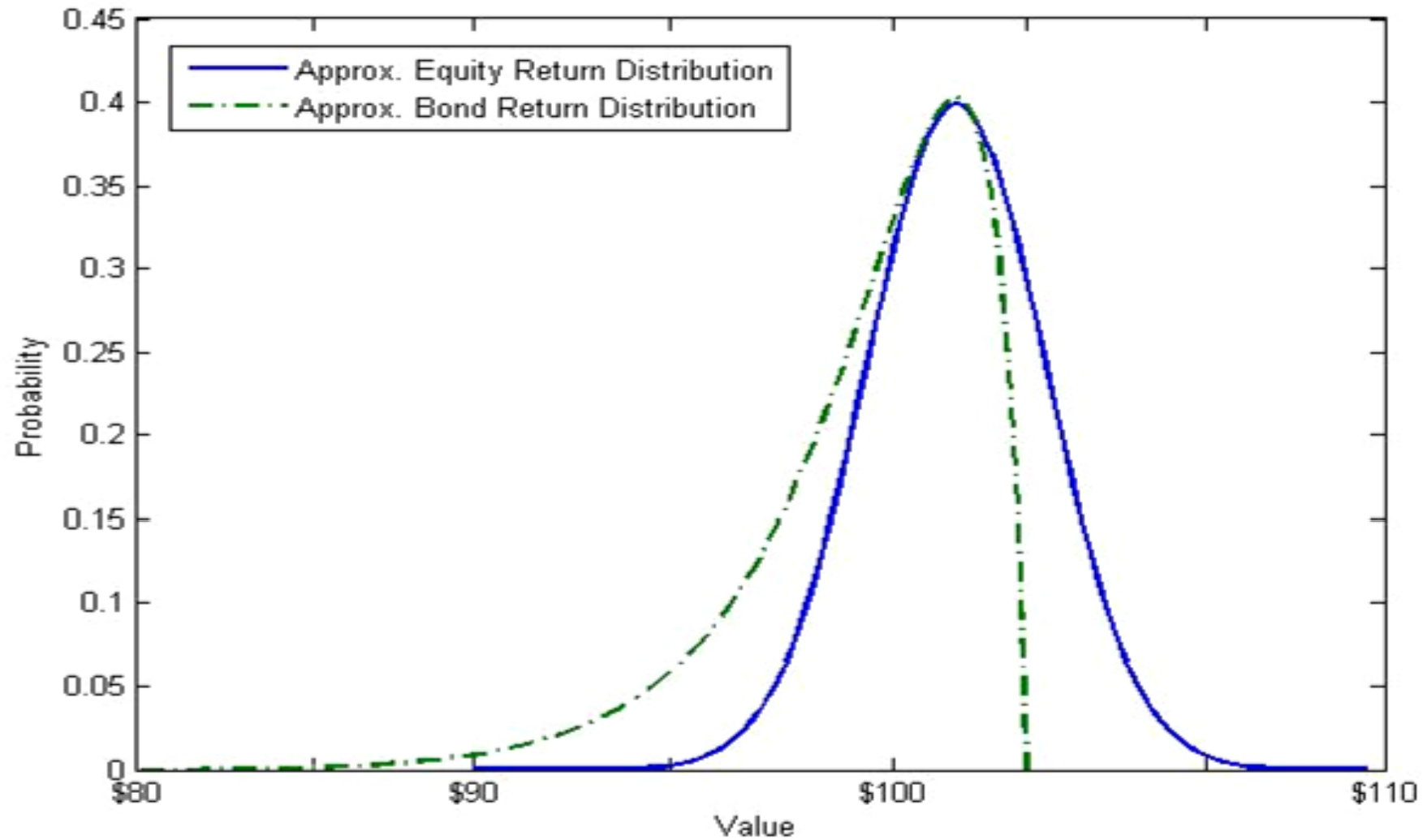
“My portfolio has a tracking error of 50 bps per month”

Q: What does this tell you about credit risk in the portfolio?

A: Nothing

- It tells you how volatile your actual losses were compared to expected losses
- It does not tell you how likely this pattern is to repeat
- It says nothing about whether this was due to skill (good risk management) or luck. And it implicitly assumes, incorrectly, a normal distribution for credit portfolios

What's a "normal distribution"?

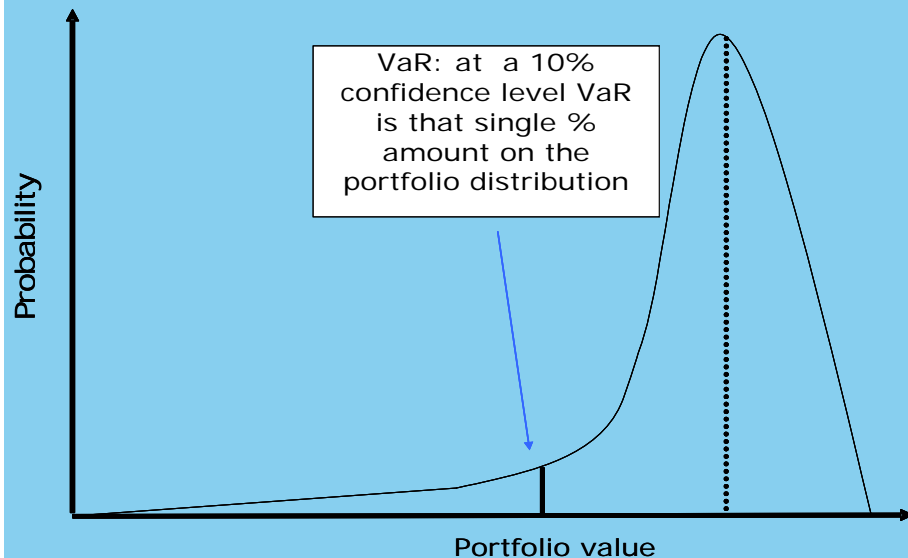


Value at risk

“My portfolio has a VaR of AUD 30 million”

Q: What does this tell you about credit risk in the portfolio?

A: More, BUT still not enough



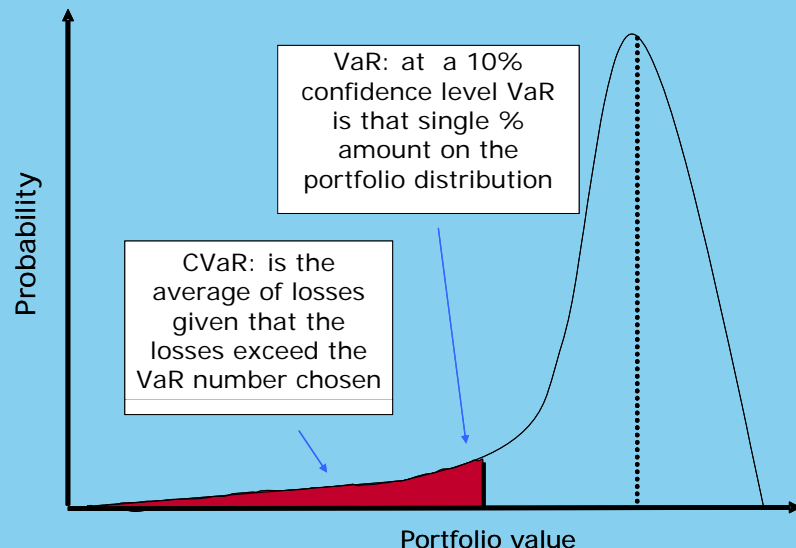
- It tells you at a certain confidence level over a certain time period that you would not expect to lose more than \$30 million
- It does not say, in situations where we might lose more than \$30 million, how much more might we lose? And how often we might lose close to \$30 million but less than it?

Conditional value at risk (CVaR or tail)

“My portfolio has a CVaR of AUD 30 million”

Q: What does this tell you about credit risk in the portfolio?

A: Lots, but you need to know more



- Again, we need to know what confidence level and what time period are being measured.
- However it does tell us what shape the tail risk is and how long it is, i.e. HOW BAD IT CAN GET

What you should know

- How big is the tail?
- Is it too big?
- Which names are contributing the most?
- Why are they contributing the most?
- How significant are these big contributors?
- Focus on risk management as well as operational processes
- Understand that if a position performs it may mean significant risk was taken to generate it
- Know that upside in credit is limited and returns asymmetrical. 'Bets' don't make sense in an investment grade portfolio

Only then can relative performance be accurately measured



Did you get them all?

- Running in the rain
- Boulders in the snow
- Eating ice cream
- Bikes up the sand bank
- Bike racing
- Family photo
- Playing soccer
- Hanging snow
- Party's over
- Polishing the rink
- Jumping rope

Expected Loss
Unexpected Loss
Tail Risk
Expected Loss
Unexpected Loss
Tail Risk
Tail Risk
Unexpected Loss
Unexpected Loss
Unexpected Loss
Expected Loss

Question and answer

We want what you want

Colonial
First State